











2001 PT PAINT COLOR CODES

EXTERIOR COLORS

| DC CODE  | EXTERIR COLOR                   | DC CODE   | EXTERIOR COLOR                    |
|--|---------------------------------|---|-----------------------------------|
| DX 8<br>  | Black Clear Coat                | WB 7<br>   | Patriot Blue Pearl Coat           |
| SW1<br>   | Stone White Clear Coat          | WEL<br>    | Inferno Red Tinted Pearl Coat     |
| TTK<br>  | Taupe Frost Metallic Clear Coat | WS 2<br>  | Bright Silver Metallic Clear Coat |
| VMT<br> | Deep Cranberry Pearl Coat       | XQW<br>  | Aquamarine Metallic Clear Coat    |
| VLB<br> | Shale Green Metallic Clear Coat | YY 6<br> | Aztec Yellow Pearl Coat           |

| DC CODE   | INTERIOR COLOR    | DC CODE   | INTERIOR COLOR |
|---|-------------------|---|----------------|
| MF 1<br> | Light Pearl Beige | WL 8<br> | Dark Taupe     |